

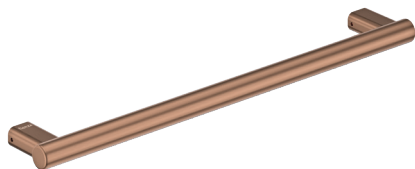
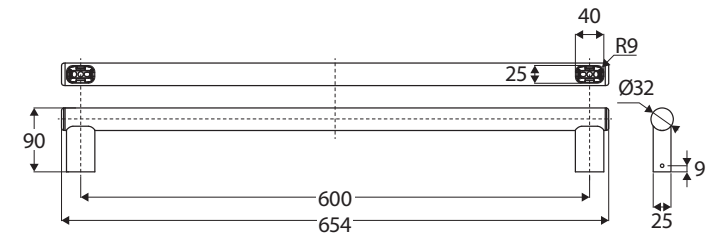

Care Slimline 600MM HAND RAIL



Features

- Soft square bracket design
- Manufactured to comply with relevant accessible grab rail requirements for AS 1428.1:2021 Access and Mobility
- Designed to withstand a force of 1100N (112 kg) in any direction
- Made from 304 stainless steel
- Concealed fixings
- Wall mounting screws included

Please Note: Suitable support must be included behind the wall for fixing bolts.



Available in

- | | | |
|---|---|---|
|  |  |  |
| Polished
Stainless Steel
FC60 | PVD
Matte Black
FC60MB | PVD
Brushed Nickel
FC60BN |
|  |  |  |
| PVD
Gun Metal
FC60GM | PVD
Brushed Copper
FC60CO | PVD
Urban Brass
FC60UB |

Cleaning & Care

- Regularly clean with mild soapy water using a microfibre cloth.
- In highly polluted or coastal locations, we recommend cleaning 2-3 times per week.
- Do not use harsh detergents, bleach, cream cleaners or citrus based cleaners. These substances are abrasive and will damage the surface.
- Do not use undue pressure and wipe in one direction only.

We aim to ensure that specifications are correct at the time of publication. All measurements are shown in millimetres. Always use measurements of actual product received for final specification as the technical drawing may contain differences. Due to printing limitations, physical colour may vary from the image shown. Fienza reserves the right to make modifications without prior notice.